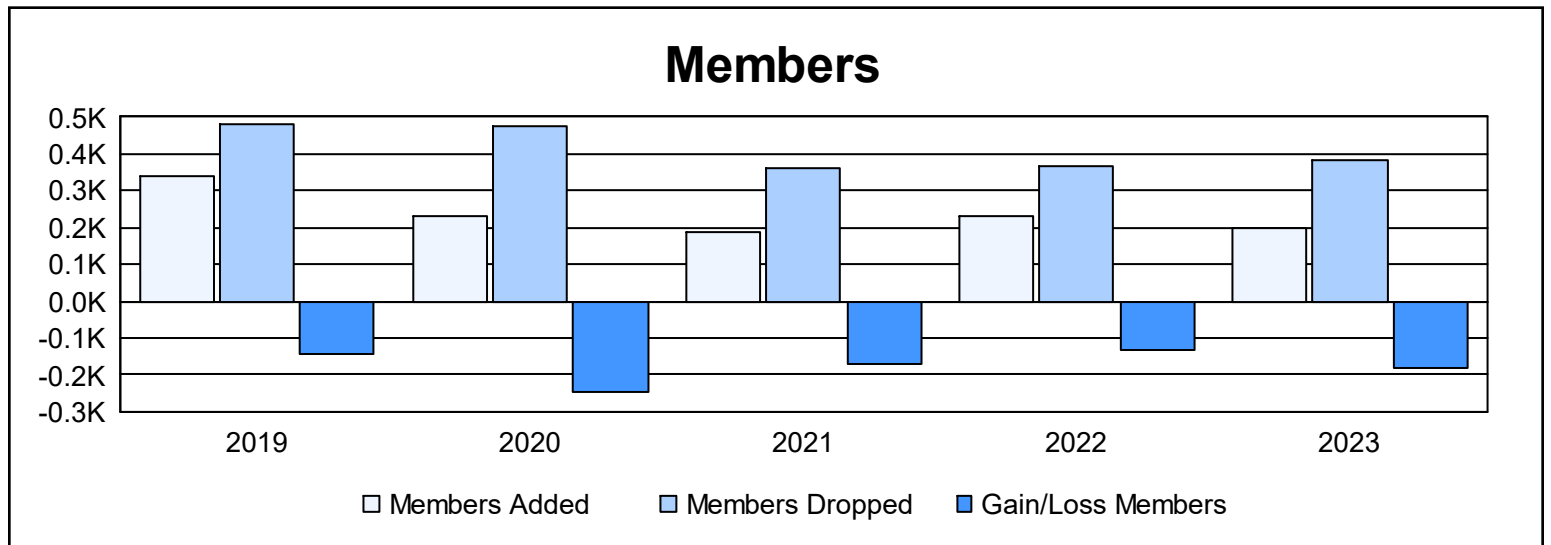
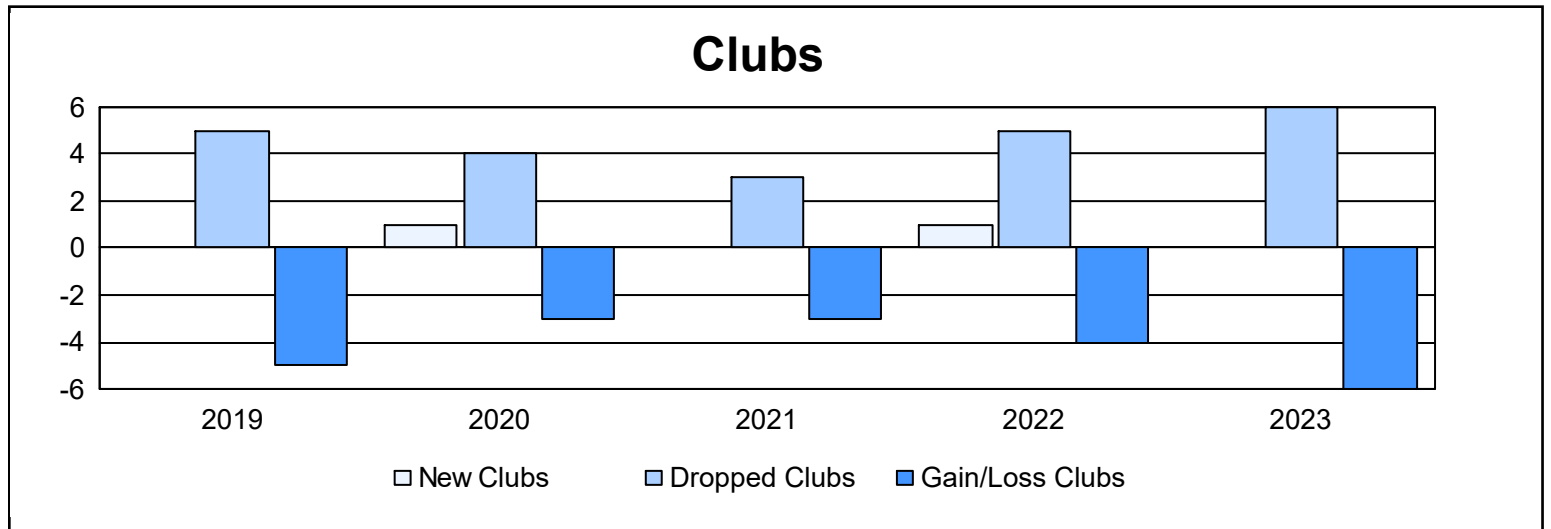
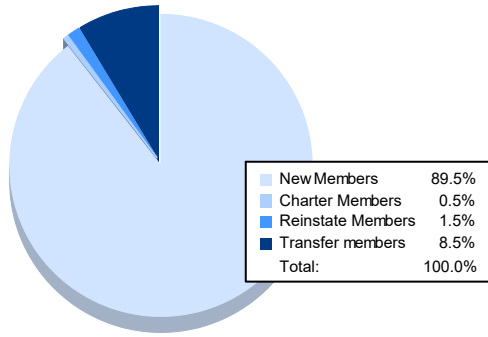


| Year | New Clubs | Dropped Clubs | Gain/ Loss Clubs | New Members | Charter Members | Reinstate Members | Transfer Members | Total Member Added | Total Members Dropped | Gain/ Loss Members |
|----------------|-----------|---------------|------------------|-------------|-----------------|-------------------|------------------|--------------------|-----------------------|--------------------|
| 2018-2019 | 0 | 5 | -5 | 321 | 0 | 12 | 7 | 340 | 482 | -142 |
| 2019-2020 | 1 | 4 | -3 | 189 | 21 | 5 | 15 | 230 | 478 | -248 |
| 2020-2021 | 0 | 3 | -3 | 177 | 0 | 7 | 5 | 189 | 359 | -170 |
| 2021-2022 | 1 | 5 | -4 | 186 | 27 | 10 | 7 | 230 | 365 | -135 |
| 2022-2023 | 0 | 6 | -6 | 179 | 1 | 3 | 17 | 200 | 384 | -184 |
| Average | 0 | 5 | -4 | 210 | 10 | 7 | 10 | 238 | 414 | -176 |



Membership Composition June 2023 Cumulative



Gender Composition June 2023 Cumulative

